

Guide to managing two-factor authentication (2FA)

Login with 2FA

As usual, you start the login process by entering your username (TU ID) and password (Figure 1).

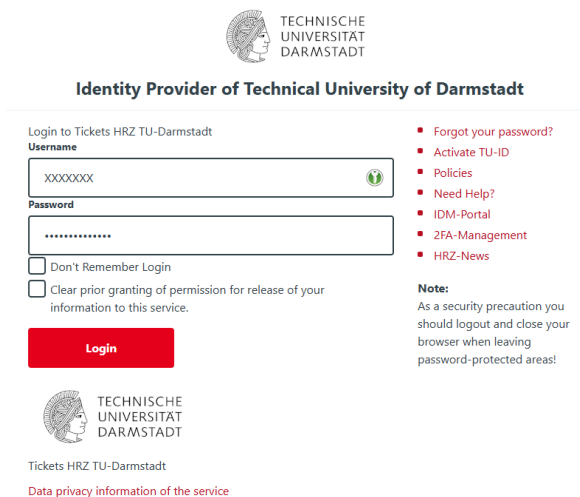


Figure 1: Login username and password

After clicking on 'Login', you will be asked to enter your second factor. The second factor is the software or hardware token you have set up. In our example, this is the software token 'myMobil-Authenticator' (Figure 2).

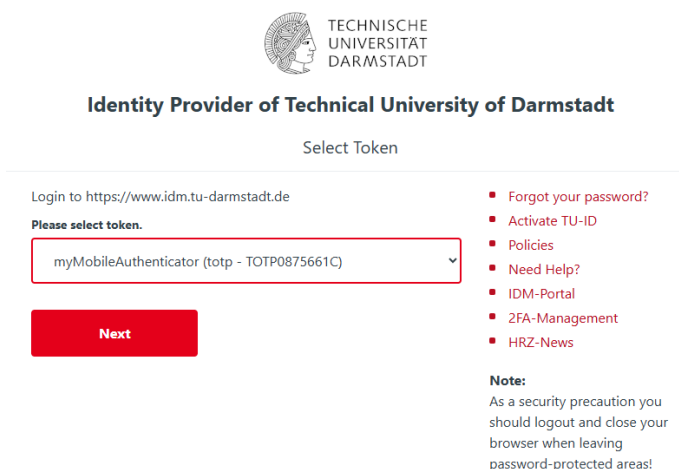
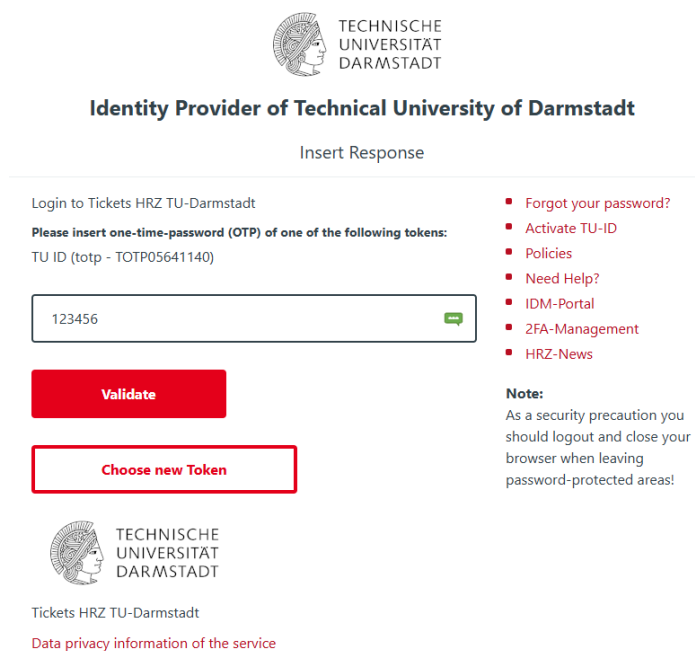


Figure 2: Selection of the token

When you select the token, you will be prompted to enter your one-time password (OTP) (Figure 3). This one-time password is generated by your authenticator application (in our case, privacyIDEA Authenticator) and consists of 6 digits.

Enter the one-time password and confirm with **'Verify'**. If you have entered everything correctly, you will be logged in with the second factor and can use the service you are logging in to.

If you have rolled out multiple tokens in 2FA management, you can also select a different token by clicking on **'Choose new token'**.



The screenshot shows the login interface for the Identity Provider of the Technical University of Darmstadt. At the top, the university's logo and name are displayed. Below this, the title "Identity Provider of Technical University of Darmstadt" is centered. The main heading is "Insert Response". The page is divided into two columns. The left column contains the text "Login to Tickets HRZ TU-Darmstadt", followed by the instruction "Please insert one-time-password (OTP) of one of the following tokens:", and then "TU ID (totp - TOTP05641140)". Below this is a text input field containing the number "123456" and a green "OK" button. Under the input field is a red "Validate" button, and below that is a red-outlined button labeled "Choose new Token". The right column contains a list of links: "Forgot your password?", "Activate TU-ID", "Policies", "Need Help?", "IDM-Portal", "2FA-Management", and "HRZ-News". Below the links is a "Note:" section with the text: "As a security precaution you should logout and close your browser when leaving password-protected areas!". At the bottom of the page, the university logo and name are repeated, followed by "Tickets HRZ TU-Darmstadt" and a link for "Data privacy information of the service".

TECHNISCHE
UNIVERSITÄT
DARMSTADT

Identity Provider of Technical University of Darmstadt

Insert Response

Login to Tickets HRZ TU-Darmstadt

Please insert one-time-password (OTP) of one of the following tokens:
TU ID (totp - TOTP05641140)

123456

Validate

Choose new Token

- [Forgot your password?](#)
- [Activate TU-ID](#)
- [Policies](#)
- [Need Help?](#)
- [IDM-Portal](#)
- [2FA-Management](#)
- [HRZ-News](#)

Note:
As a security precaution you should logout and close your browser when leaving password-protected areas!

TECHNISCHE
UNIVERSITÄT
DARMSTADT

Tickets HRZ TU-Darmstadt

[Data privacy information of the service](#)

Figure 3: Enter one-time password (OTP)